

# BHAIRAV ENTERPRISES LIMITED

Regd. Off: Warden House, 340, J.J. Road, Byculla, Mumbai 400 008.

CIN: L51909MH1984PLC217692

Tel. (022) 2302 7900 Fax: (022) 2307 7231

Website: [www.bhairaventerprises.com](http://www.bhairaventerprises.com)

Email: [cosec@bhairaventerprises.com](mailto:cosec@bhairaventerprises.com)

October 16, 2017

To  
Metropolitan Stock Exchange of India Limited  
4<sup>th</sup> Floor, Vibgyor Towers,  
Plot No. C 62, G Block, Opp. Trident Hotel,  
Bandra Kurla Complex, Bandra (E)  
Mumbai – 400 098.

Dear Sirs

**Sub.: Information as per Regulation 31 of SEBI (Listing Obligations & Disclosure Requirements) Regulations, 2015.**

---

We submit herewith a Statement giving information regarding shareholding pattern of the Company for the Quarter ended September 30, 2017 in the prescribed format.

Thanking you

Yours truly,  
For **Bhairav Enterprises Limited**

  
Sunil Y. Surve  
Director.



Encl.: as above.

Name of the Company : Bhairav Enterprises Ltd.  
 Script Code : 508410  
 As on : 30-09-2017


Table 1 - Summary Statement holding of specified securities

Category	Category of shareholder	Nos. of shareholders	No. of fully paid up equity shares held	Total nos. shares held	Shareholding as a % of total no. of shares (calculated as per SCRR, 1957)	Number of equity shares held in dematerialized form
(A)	Promoter & Promoter Group	9	395900	395900	39.59	395650
(B)	Public	112	604100	604100	60.41	574300
(C)	Non Promoter- Non Public	0	0	0	0	0
(C1)	Shares underlying DRs	0	0	0	0	0
(C2)	Shares held by Employee Trusts	0	0	0	0	0
	<b>Total</b>	<b>121</b>	<b>1000000</b>	<b>1000000</b>	<b>100</b>	<b>969950</b>



Table II - Statement showing shareholding pattern of the Promoter and Promoter Group

	Category & Name of the Shareholders	No. of shareholder	No. of fully paid up equity shares held	Total nos. shares held	Shareholding % calculated as per SCRR, 1957	Number of equity shares held in dematerialized form
<b>1</b>	<b>Indian</b>					
(a)	<b>Individuals/Hindu undivided Family</b>	5	250	250	0.025	0
	SUSHIL LUNIA	1	50	50	0.005	0
	MAHESH P UPADHYAY	1	50	50	0.005	0
	SUNIL Y SURVE	1	50	50	0.005	0
	SARITA LUNIA	1	50	50	0.005	0
	SURESH P UPADHYAY	1	50	50	0.005	0
(b)	<b>Central Government/ State Government(s)</b>	0	0	0	0	0
(c)	<b>Financial Institutions/ Banks</b>	0	0	0	0	0
(d)	<b>Any Other (specify)</b>	4	395650	395650	39.565	395650
	Bodies Corporate		0			
	RISHABH ENTERPRISES LTD	1	82150	82150	8.215	82150
	VISHVPRABHA TRADING LTD	1	104500	104500	10.45	104500
	MRUGESH TRADING LIMITED	1	104500	104500	10.45	104500
	SHRI GURUDEV EN TRADE LTD	1	104500	104500	10.45	104500
	<b>Sub-Total-(A) (1)</b>	<b>9</b>	<b>395900</b>	<b>395900</b>	<b>39.59</b>	<b>395650</b>
<b>2</b>	<b>Foreign</b>					
(a)	<b>Indivi/Non-Resi Foreign Indivi</b>	0	0	0	0	0
(b)	<b>Government</b>	0	0	0	0	0
(c)	<b>Institutions</b>	0	0	0	0	0
(d)	<b>Foreign Portfolio Investor</b>	0	0	0	0	0
(e)	<b>Any Other (specify)</b>	0	0	0	0	0




	Sub-Total-(A)(2)	0	0	0	0	0	0	0	0
	Total Shareholding of Promoter and Promoter Group (A) = (A)(1)+(A)(2)	9	395900	395900	395900	39.59	395650		



Table III - Statement showing shareholding pattern of the Public shareholder

	Category & Name of the Shareholders	No. of shareholder	No. of fully paid up equity shares held	Total nos. shares held	Shareholding % calculated as per SCRR, 1957	Number of equity shares held in dematerialized form
<b>1</b>	<b>Institutions</b>					
(a)	Mutual Funds/					
		0	0	0	0	0
(b)	Venture Capital Funds					
		0	0	0	0	0
(c)	Alternate Investment Funds					
		0	0	0	0	0
(d)	Foreign Venture Capital Investors					
		0	0	0	0	0
(e)	Foreign Portfolio Investors					
		0	0	0	0	0
(f)	Financial Institutions/ Banks					
		0	0	0	0	0
(g)	Insurance Companies					
		0	0	0	0	0
(h)	Provident Funds/ Pension Funds					
		0	0	0	0	0
(i)	Any Other (specify)					
		0	0	0	0	0
	Sub-Total-(B) (1)	0	0	0	0	0
<b>2</b>	<b>Central Government/ State Government(s)/ President of India</b>					
		0	0	0	0	0
	Sub-Total-(B)(2)	0	0	0	0	0
<b>3</b>	<b>NON-Institutions</b>					
(a)	Individuals -					



	i. Individual shareholders holding nominal share capital up to Rs. 2 lakhs.					
		66	6200	6200	0.62	2150
	ii. Individual shareholders holding nominal share capital in excess of Rs. 2 lakhs.					
		0	0	0	0	0
	(b) NBFCs registered with RBI					
		0	0	0	0	0
	(c) Employee Trusts					
		0	0	0	0	0
	(d) Overseas Depositories holding DRs) (balancing figure)					
		0	0	0	0	0
	(e) Any Other (specify)					
		46	597900	597900	59.79	572150
	LYNX MACHINERY AND COMMERCIALS LIMITED	1	194500	194500	19.45	194500
	RAJAN ENTERPRISES PRIVATE LIMITED	1	12000	12000	1.2	12000
	WARDEN EXPORTS PRIVATE LIMITED	1	50100	50100	5.01	50100
	A-ONE COMMERCE PRIVATE LIMITED	1	12000	12000	1.2	12000
	GULSHAN INVESTMENTS CO LT	1	24500	24500	2.45	0
	CANDOUR SYNPLAST PVT LTD	1	12050	12050	1.205	12050
	ASSAM COMPANY INDIA LIMITED	1	65000	65000	6.5	65000
	WARDEN INTERNATIONAL (AGENCIES) PVT LTD	1	23000	23000	2.3	23000
	WARDEN PACKAGING & CONTAINERS PVT LTD	1	12200	12200	1.22	12200
	BAJRANG FINANCE	1	160000	160000	16	160000
	Sub-Total-(B) (3)	112	604100	604100	60.41	574300
	Total Public Shareholding (B)= (B)(1)+(B)(2)+(B)(3)	112	604100	604100	60.41	574300

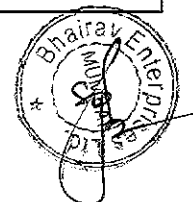


Table IV - Statement showing shareholding pattern of the Non Promoter- Non Public shareholder

	Category & Name of the Shareholders	No. of shareholder	No. of fully paid up equity shares held	Total nos. shares held	Number of equity shares held in dematerialized form
<b>1</b>	<b>Custodian/DR</b>				
(a)	Name of DR Holder (if available)				
	Sub-Total [C](1)	0	0	0	0
<b>2</b>	<b>Employee Benefit Trust (under SEBI (Share based Employee Benefit) Regulations, 2014)</b>				
(a)	Name (abc...				
	Sub-Total [C](2)	0	0	0	0
		0	0	0	0

