

(1)(a) Statement showing ShareHolding Pattern

Name of the Company : Bhairav Enterprises Ltd.

Quarter Ended : 31-12-2014


Scrip Code : 508410

Partly paid-up Shares	No.of Partly paid-up Shares	As a % of total No. of Partly paid-up Shares	As a % of Total no. of Shares of the Company
Held by Promoters/ Promoters Group	0		
Held by Public	0		
TOTAL - D	0		

Outstanding Conv. Securities	No.of Outstanding Securities	As a % of Total no.of O/S Conv.Securities	As a % of Total no.of shares of the Co., assuming full conv.
Held by Promoters/ Promoters Group	0		
Held by Public	0		
TOTAL - E	0		

Warrants :	No.of Warrants	As a % of Total no.of Warrants	As a % of Total no.of shares of the Co., assuming full conv.
Held by Promoters/ Promoters Group	0		
Held by Public	0		
TOTAL - F	0		

Total paid-up Capital of the Company assum- ing full conv. Of warrants & securities	1000000
---	---------



[Handwritten signature]


Statement Showing Shareholding Pattern - Table (I)(a)

Bhairav Enterprises Ltd.

Scrip Code : 508410

Quarter Ended : 31-12-2014

Category code	Category of Shareholder	Number of Shareholders	Total number of shares	Number of shares held in dematerialized form	Total shareholding as a percentage of total number of shares		Shares pledged or otherwise encumbered	
					As a percentage of(A+B) [†]	As a percentage of (A+B+C)	Number of shares	As a % of Total No. of Shares
(A)	Shareholding of Promoter and Promoter Group ²							
1	Indian							
a	Individual/Huf	5	250	0	0.025	0.025	0	0.000
b	Central/State Gov	0	0	0	0.000	0.000	0	0.000
c	Bodies Corporates	8	395650	395650	39.565	39.565	0	0.000
d	Fins / Banks	0	0	0	0.000	0.000	0	0.000
e	Any Other specify	0	0	0	0.000	0.000	0	0.000
e-1		0	0	0	0.000	0.000	0	0.000
e-2		0	0	0	0.000	0.000	0	0.000
	Sub Total(A)(1)	13	395900	395650	39.590	39.590	0	0.000
2	Foreign							
a	Indv NRI/For Ind	0	0	0	0.000	0.000	0	0.000
b	Bodies Corporate	0	0	0	0.000	0.000	0	0.000
c	Institutions	0	0	0	0.000	0.000	0	0.000
d	Qualified For.Inv.	0	0	0	0.000	0.000	0	0.000
e	Any Other Specify	0	0	0	0.000	0.000	0	0.000
e-1		0	0	0	0.000	0.000	0	0.000
e-2		0	0	0	0.000	0.000	0	0.000
	Sub Total(A)(2)	0	0	0	0.000	0.000	0	0.000
	Total Shareholding of Promoter and Promoter Group Total (A)= (A)(1)+(A)(2)	13	395900	395650	39.590	39.590	0	0.000
(B)	Public shareholding							
1	Institutions							
a	Mutual Funds	0	0	0	0.000	0.000		
b	Fins / Banks	0	0	0	0.000	0.000		
c	Central/State Govt	0	0	0	0.000	0.000		
d	Venture Cap Fund	0	0	0	0.000	0.000		
e	Insurance Comp(s)	0	0	0	0.000	0.000		
f	Foreign Ins Invest	0	0	0	0.000	0.000		
g	Foreign Ven Cap In	0	0	0	0.000	0.000		



[Handwritten signature]


Statement Showing Shareholding Pattern - Table (I)(a)

Bhairav Enterprises Ltd.

Scrip Code : 508410

Quarter Ended : 31-12-2014


Category code	Category of Shareholder	Number of Shareholders	Total number of shares	Number of shares held in dematerialized form	Total shareholding as a percentage of total number of shares		Shares pledged or otherwise encumbered	
					As a percentage of(A+B) ¹	As a percentage of (A+B+C)	Number of shares	As a % of Total No. of Shares
h	Qualified For.Inv.	0	0	0	0.000	0.000		
i	Any Other -Specify	0	0	0	0.000	0.000		
i-1		0	0	0	0.000	0.000		
i-2		0	0	0	0.000	0.000		
	Sub-Total (B)(1)	0	0	0	0.000	0.000		
B 2	Non-institutions							
a	Bodies Corporates	49	597950	572000	59.795	59.795		
b	Individuals							
	i) upto Rs 1-Lac	69	6150	2150	0.615	0.615		
	ii) above Rs1-Lac	0	0	0	0.000	0.000		
c	Qualified For.Inv.	0	0	0	0.000	0.000		
d	Any Other -Clr-Mem	0	0	0	0.000	0.000		
d-1		0	0	0	0.000	0.000		
d-2		0	0	0	0.000	0.000		
	-OCB	0	0	0	0.000	0.000		
	-NRI	0	0	0	0.000	0.000		
	Sub-Total (B)(2)	118	604100	574150	60.410	60.410		
(B)	Total (B)=(B)(1)+(B)(2)	118	604100	574150	60.410	60.410		
	TOTAL (A)+(B)	131	1000000	969800		100.000	0	0.000
(C)	Held by Custodians against Depository Receipts							
	PROMOTER & PRO GRP	0	0	0		0.000		
	PUBLIC	0	0	0		0.000		
	GRAND TOTAL (A)+(B)+(C)	131	1000000	969800		100.000	0	0.000



[Handwritten signature]

(1)(b) Statement showing holding of securities (including shares, warrants, convertible securities) of persons belonging to the category "Promoter and Promoter Group"

Sr. No.	Ref-No	Name of the shareholder	Total Shares held		Shares pledged or otherwise encumbered			Details of warrant		Details of convertible securities		Total shares (including underlying shares assuming full conversion of warrant and convertible securities) as a % of diluted share capital
			Number	As a % of grand total (A)+(B)-(C)	Number	% of Total shares held	As a % of grand total (A)+(B)+(C)	Number of warrants held	As a % of total No of warrants of the same class	Number of convertible securities held	As a % of total No of convertible securities of the same class	
1	00013259	SHRI GURUDEV EN TRADE LTD	104500	10.450	0	0.000	0.000	0	0.000	0	0.000	10.450
2	00013278	RISHABH ENTERPRISES LTD	82150	8.215	0	0.000	0.000	0	0.000	0	0.000	8.215
3	00013381	VISHVPRABHA TRADING LTD	104500	10.450	0	0.000	0.000	0	0.000	0	0.000	10.450
4	00014613	MRUGESH TRADING LIMITED	104500	10.450	0	0.000	0.000	0	0.000	0	0.000	10.450
5	000367	MAHESH P UPADHYAY	50	0.005	0	0.000	0.000	0	0.000	0	0.000	0.005
6	000363	SURESH P UPADHYAY	50	0.005	0	0.000	0.000	0	0.000	0	0.000	0.005
7	000371	SUNIL Y SURVE	50	0.005	0	0.000	0.000	0	0.000	0	0.000	0.005
8	000379	SARITA LUNIA	50	0.005	0	0.000	0.000	0	0.000	0	0.000	0.005
9	000379	SUSHIL LUNIA	50	0.005	0	0.000	0.000	0	0.000	0	0.000	0.005
		Total Promoter & Promoter Group	395900	39.590	0	0.000	0.000	0	0.000	0	0.000	39.590




(I)(c) Statement showing holding of securities (including shares, warrants, convertible securities) of persons belonging to the category "Public" and holding more than 1% of the total number of shares									
Sr. No.	Ref-Num	Name of the shareholder	Number of shares	Shares as a percentage of total number of shares (i.e., Grand Total (A)+(B)+(C) indicated in Statement at para (I)(a) above)	Details of warrant		Details of convertible securities		Total shares (including underlying shares assuming full conversion of warrant and convertible securities) as a % of diluted share capital
					Number of warrants held	As a % of total No of warrants of the same class	Number of convertible securities held	As a % of total No of convertible securities of the same class	
1	AAACA3879Q	A-ONE COMMERCE PRIVATE LIMITED	12000	1.200	0	0.000	0	0.000	1.200
2	AAACT7590B	ASSAM COMPANY INDIA LIMITED	65000	6.500	0	0.000	0	0.000	6.500
3	AAACB0493R	BAJRANG FINANCE LTD	160000	16.000	0	0.000	0	0.000	16.000
4	AAACC1597K	CANDOUR SYNPLAST PVT LTD	12050	1.205	0	0.000	0	0.000	1.205
5	000310	GULSHAN INVESTMENTS CO LTD	24500	2.450	0	0.000	0	0.000	2.450
6	AAACL4374K	LYNX MACHINERY & COMMERCIALS LTD	24500	2.450	0	0.000	0	0.000	2.450
7	AAACL4374K	LYNX MACHINERY AND COMMERCIALS LIMI	220000	22.000	0	0.000	0	0.000	22.000
8	AAACR6880L	RAJAN ENTERPRISES PRIVATE LIMITED	12000	1.200	0	0.000	0	0.000	1.200
9	AAACW0749H	WARDEN INTERNATIONAL (AGENCIES) PVT	23000	2.300	0	0.000	0	0.000	2.300
10	AAACW0369F	WARDEN PACKAGING & CONTAINERS PVT L	12200	1.220	0	0.000	0	0.000	1.220
				0.000					
		Total	565250	56.525	0	0.000	0	0.000	56.525



(I)(d) Statement showing details of locked-in shares

Sr. No.	Ref- Num	Name of the shareholder	Number of locked-in shares	Locked-in shares as a percentage of total number of shares {i.e., Grand Total (A)+(B)+(C) indicated in Statement at para (I)(a) above}	Promoter/Promoter Group/Public
1	28020600	ASSAM COMPANY INDIA LIMITED	65000	6.500	-Pub
2	17813845	BAJRANG FINANCE LTD	160000	16.000	-Pub
3	00013303	LYNX MACHINERY & COMMERCIALS LTD	24500	2.450	-Pub
4	10113487	LYNX MACHINERY AND COMMERCIALS L	220000	22.000	-Pub
5	00014613	MRUGESH TRADING LIMITED	80000	8.000	-Pro
6	00014613	MRUGESH TRADING LIMITED	24500	2.450	-Pro
7	00013278	RISHABH ENTERPRISES LTD	70000	7.000	-Pro
8	00013278	RISHABH ENTERPRISES LTD	12150	1.215	-Pro
9	00013259	SHRI GURUDEV EN TRADE LTD	80000	8.000	-Pro
10	00013259	SHRI GURUDEV EN TRADE LTD	24500	2.450	-Pro
11	00013381	VISHVPRABHA TRADING LTD	24500	2.450	-Pro
12	00013381	VISHVPRABHA TRADING LTD	80000	8.000	-Pro
		Total Locked in Shares	865150	86.515	



(II)(a) Statement showing details of Depository Receipts (DRs)

Sr. No.	Ref-Num	Name of theHolder	Type of outstanding DR (ADRs, GDRs, SDRs, etc.)	Number of outstanding DRs	Number of shares underlying outstanding DRs	Shares underlying outstanding DRs as a percentage of total number of shares {i.e., Grand Total (A)+(B)+(C) indicated in Statement at para (I)(a) above}



Signature

(II)(b) Statement showing Holding of Depository Receipts (DRs), where underlying shares held by Promoter/Promoter Group are in excess of 1% of the total number of shares

Sr. No.	Ref-Num	Name of the DR Holder	Type of outstanding DR (ADRs, GDRs, SDRs, etc.)	Number of outstanding DRs	Number of shares underlying outstanding DRs	Shares underlying outstanding DRs as a percentage of total number of shares {i.e., Grand Total (A)+(B)+(C) indicated in Statement at para (I)(a) above}



Signature